

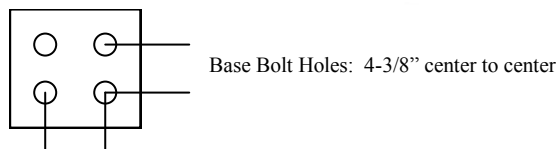

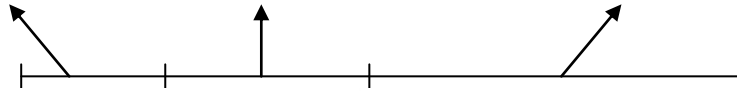
T & E PUMPS LTD.
CAN PATENT #2309238
US PATENT #6309199

4100 SERIES PUMP

Consort, AB T0C1B0
403-577-3825

Overall Pump Width: 8-1/2"

Back of Housing to Grease Nipple: 7-9/16" Housing: 7-3/16" Long Front of housing to end of input shaft: 13-1/4"



Base Bolt Holes: 3-5/8" center to center